



THE VERTICAL

R-EVOLUTION

MOBILE
LIGHTING
TOWERS

GENERAL CATALOGUE

NEW RANGE OF COMPACT LIGHT TOWERS WITH VERTICAL MAST

**“THERE ARE
MANY LIGHT
TOWERS BUT
ONLY ONE
TOWER LIGHT”**

GENERAC MOBILE PRODUCTS SRL - ITALY



GENERAC POWER SYSTEMS, INC. - USA



A LEADING ITALIAN COMPANY SINCE 1997.



Since 1997, we have dedicated ourselves to the production of mobile lighting towers. This focus has allowed us to develop innovative products with high performance, versatility and reliability. In 2013 Tower Light was acquired by Generac Power Systems, Inc., the leading American manufacturer of commercial, industrial and portable power generators. This acquisition allowed Tower Light to take a new step forward the development of new innovative products, as well as to increase the product range available. On March 2015 Tower Light Srl has changed its name into Generac Mobile Products srl. We are a company with ISO 9001 certification and we have established ourselves as the dominant player in the European market, with a worldwide presence and a continuous growth throughout the years.





LINKTOWER

Pag. 10

- 4x400W MH or 4x150W LED floodlights
- Maximum height: 7 m
- Manual lifting system
- Model without integrated generator
- Linkable in series to an external power source



MM6

Pag. 12

- 4x400W MH or 4x500W Hal. floodlights
- Maximum height: 5,5 m
- Manual lifting system
- GP5000 removable 5 kVA petrol power generator
- 2x 3 kVA + 1x 5 kVA outlet sockets



MT1

Pag. 14

- 4x400W MH or 4x150W LED floodlights
- Maximum height: 5,3 m
- Manual lifting system
- Engine: Yanmar L70, 3000/3600 rpm
- 2 kVA outlet socket



VT6

Pag. 16

- 4x1000W MH floodlights
- Maximum height: 8 m
- Manual lifting system
- Engine: Kubota Z482, 3000/3600 rpm



VT7

Pag. 18

- 4x1000W MH floodlights
- Maximum height: 8 m
- Manual lifting system
- Engine: Mitsubishi L3E, 1500/1800 rpm



VT8

Pag. 20

- 4x1000W MH floodlights
- Maximum height: 8 m
- Engines: Kubota D1105 or Perkins 403-C11, 1500/1800 rpm
- 3 kVA outlet socket
- Multifunction control panel



VT1

Pag. 22

- 4x1000W MH or 4x1500W MH floodlights
- Maximum height: 8,5 m
- Hydraulic lifting system
- Engine: Kubota D1105, 1500/1800 rpm
- 3 kVA outlet socket



STRONG

Pag. 24

- 4x1000W MH floodlights
- Maximum height: 8,5 m
- Manual lifting system
- 22 kVA generator (Perkins 404C-22G, 1500/1800 rpm)
- 1x 12 kVA + 1x 4 kVA outlet sockets



VT-MINE

Pag. 26

- 6x300W LED floodlights
- Maximum height: 8,5 m
- Hydraulic lifting system
- Engine: Lombardini LDW 702, 1500/1800 rpm
- Specific for mining sector



OTHER PRODUCTS AVAILABLE

Pag. 30

We have also different other product lines available, such as power generators, dust control units, diesel driven pumps and ATEX machines.

WHY VERTICAL REVOLUTION?

VERTICAL MAST IS:



SAFER

and easier to use

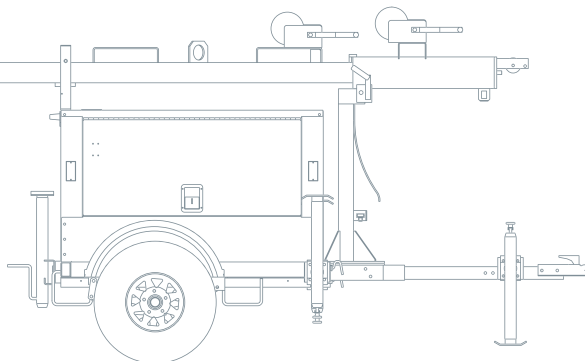


LESS BULKY

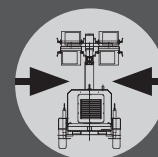
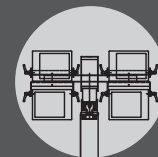
MAIN DISADVANTAGES OF HORIZONTAL MAST:



IN CASE OF FALLING OF THE MAST, A RISK OF DEATH MAY OCCUR FOR THE OPERATOR



THE HORIZONTAL MAST TAKES UP MORE SPACE THAN THE VERTICAL ONE



ELIMINATES THE DANGER OF FALLING MASTS

In case of a fall, the mast stops at 2,2 meters height

THE VERTICAL MAST ALLOWS:

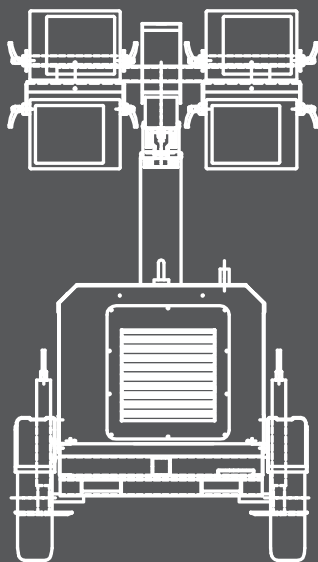
SINGLE MOVEMENT TO RAISE AND LOWER MAST IN SECONDS

EASIER TO ADJUST LIGHT DIRECTION

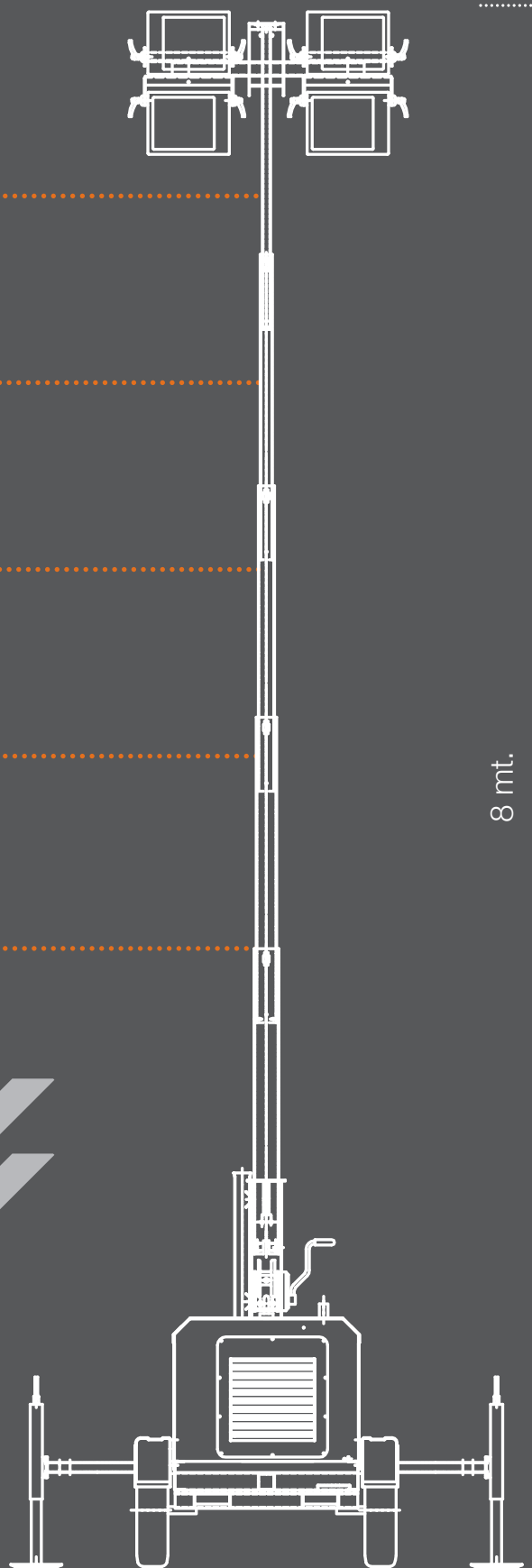
CONSIDERABLY LESS STRAIN ON CABLES

VERTICAL MAST REDUCES DRASTICALLY THE LIGHT TOWER DIMENSIONS

BIG SAVING IN TERMIS OF TRANSPORT COSTS FOR MOVING THE LIGHT TOWERS



2,2 mt.



8 mt.

LIGHTING TOWERS APPLICATIONS

OUTDOOR
EVENTS

OFFSHORE

PARKING
AREAS

ROAD
MAINTENANCE

BUILDING
SITES

RAILWAYS
REPAIRS





CONCRETE
POURING

POWER PLANT
ILLUMINATION

INDUSTRIAL
MAINTENANCE

AIRPORTS

MINING SITES

ARMY
ACTIVITIES

LINKTOWER

One of the most innovative model of the entire range, it can be run in series when linked to other lighting towers or external power sources.

- Maintenance free lighting tower
- Vertical mast
- 7m max height
- Galvanized telescopic sections of the mast
- 4 adjustable stabilizers
- Certified wind stability up to 80 Km/h
- Manual lifting system
- Rising system with manual winch
- 4 x 400W metal halide or 4 x 150W LED floodlights
- On/Off switches one for each lamp
- Lighting mast placed inside an hand trolley
- 220V - 32A - IP67 connectors (MH version)
- 220V - 16A - IP67 connectors (LED version)
- Coiled cable to supply the lamps
- Pockets and eyelets for lifting the machine with crane or forklift
- Possibility to ignite the lamps from main, generating set or another light tower

TECHNICAL DATA

Dimensions and weight

Min Dim. (cm) 120x80x233

Max Dim. (cm) 180x140x700

Weight (kg) 244

Illuminated area

2100 m²

Engines available

The Linktower has not a power generator inside, but it can be powered by the main or by the connection to another lighting tower with generator.

Quantity per container

20 feet: 15 units

40 feet: 30 units



Linktower 4x400W MH




Linktower 4x150W LED

LED
FUEL SAVING

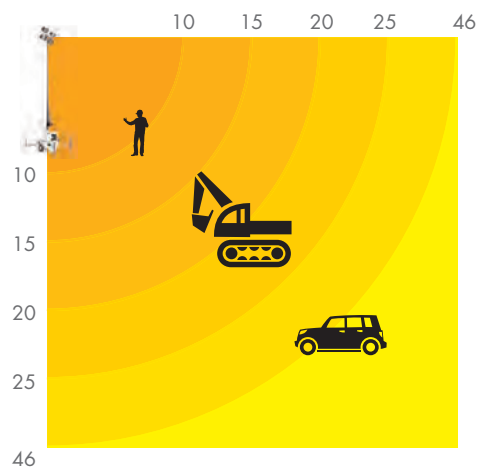
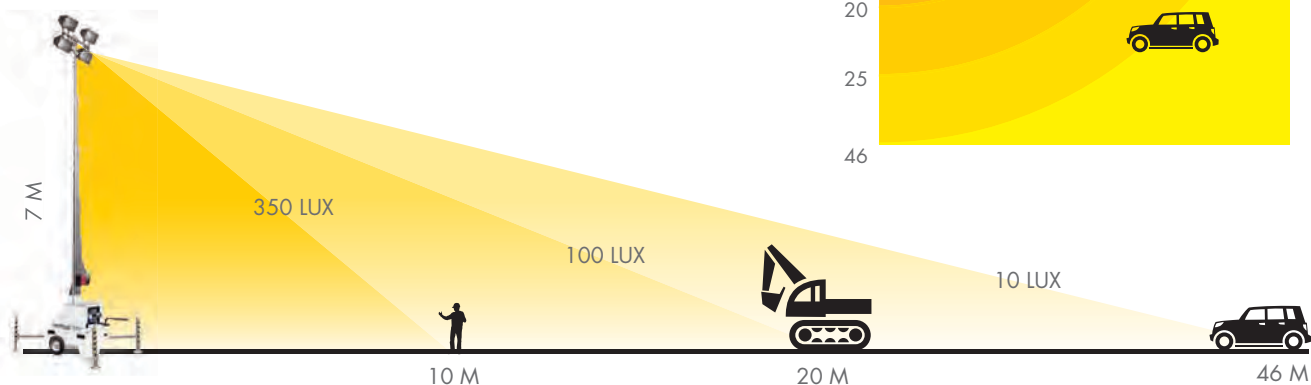


Up to 4 Linktower can be connected in series to an external power source



3 Linktower 4x150W LED can be connected to the extra outlet of a VT8 (3KVA)

ILLUMINATED AREA: 2100 m²





MM6

Easy handling and variety of configurations are two of the main features of the MM6, available with metal halide or halogen floodlights. MM6 is powered by a removable petrol-driven power generator

- Vertical mast
- 5,5m max height
- Galvanized telescopic mast sections
- 2 adjustable stabilizers
- Certified wind stability up to 80 km/h
- Manual lifting system
- Raising system with manual winch
- 4x400W MH or 4x500W Hal floodlights
- On/Off switches for each lamps
- Lighting mast placed on an hand trolley
- 2x 3 kVA - 230 V outlet sockets
1x 5 kVA - 230 V outlet sockets
- 5 kVA – 230 V “GP5000” removable power generator
- Coiled cable to supply the lamps
- Pockets for lifting the complete structure with forklift
- Running time of 11 hours
- 2 wheels hand trolley

TECHNICAL DATA

Dimensions and weight

Min. Dim. (cm) 148 x 121 x 212

Max. Dim. (cm) 230 x 156 x 550

Weight (kg) 290

Illuminated area

1600 m² (MH) / 625 m² (Hal.)

Engines available

Generac® GP5000 removable generator, petrol, 3000 rpm

Quantity per container

20 feet: 8 units

40 feet: 16 units



MM6 4x500W Hal



Removable power generator



Metal halide floodlights

Halogen floodlights

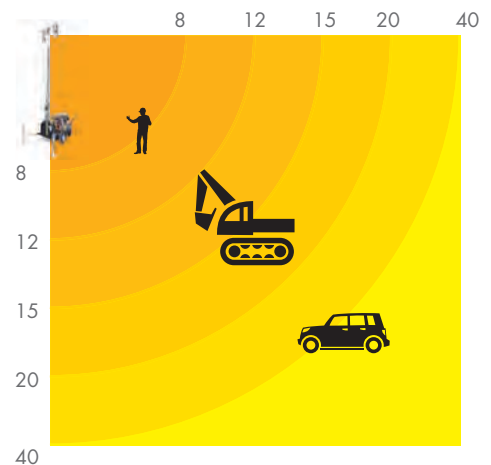
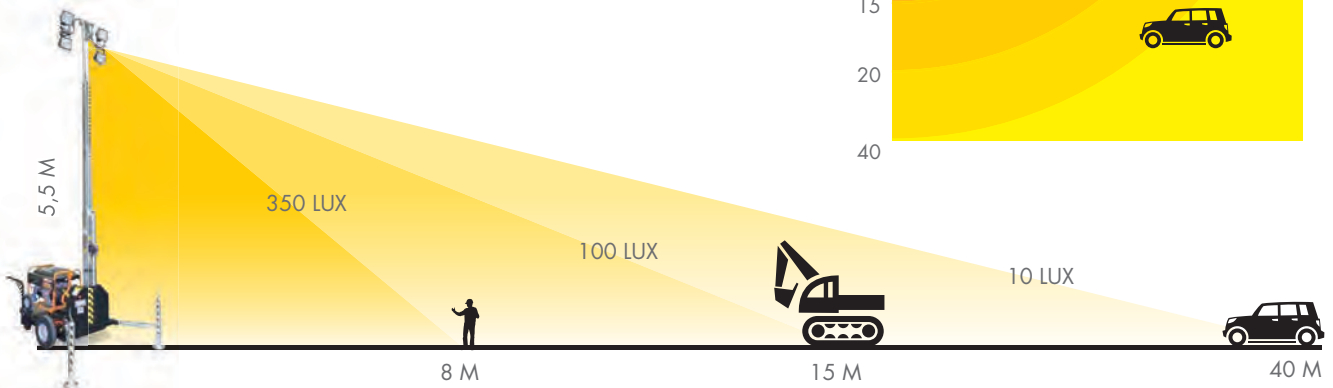


MM6: a flexible solution



MM6 - Halogen version

ILLUMINATED AREA: 1600 m²



MT1

A brand new compact lighting tower developed with the specific intent to be easily moved by a single operator. Large turning radius even in the most difficult conditions.

- Vertical mast
- 5,3m max height
- Galvanized telescopic sections
- 2 adjustable stabilizers
- Certified wind stability up to 80 Km/h
- Manual lifting system
- Rising system with manual winch
- 4 x 400W metal halide or 4 x 150W LED floodlights
- On/Off switches one for each lamp
- 2 kVA 230V outlet socket
- 5 kVA 230V power generator (50/60 Hz)
- Coiled cable to supply the lamps
- Pockets and central hook for lifting the complete structure with crane or forklift
- Running time of more than 26 hours
- 4 wheels hand trolley with wide steering angle and safety braking systems

TECHNICAL DATA

Dimensions and weight

Min Dim. (cm) 110x118x190

Max Dim. (cm) 163x208x530

Weight (kg) 339

Illuminated area

1600 m²

Engines available

Yanmar L70, diesel, air cooled, 1 cylinder,
3000/3600 rpm

Quantity per container

20 feet: 14 units

40 feet: 30 units



MT1 4x400W MH

LED

FUEL SAVING

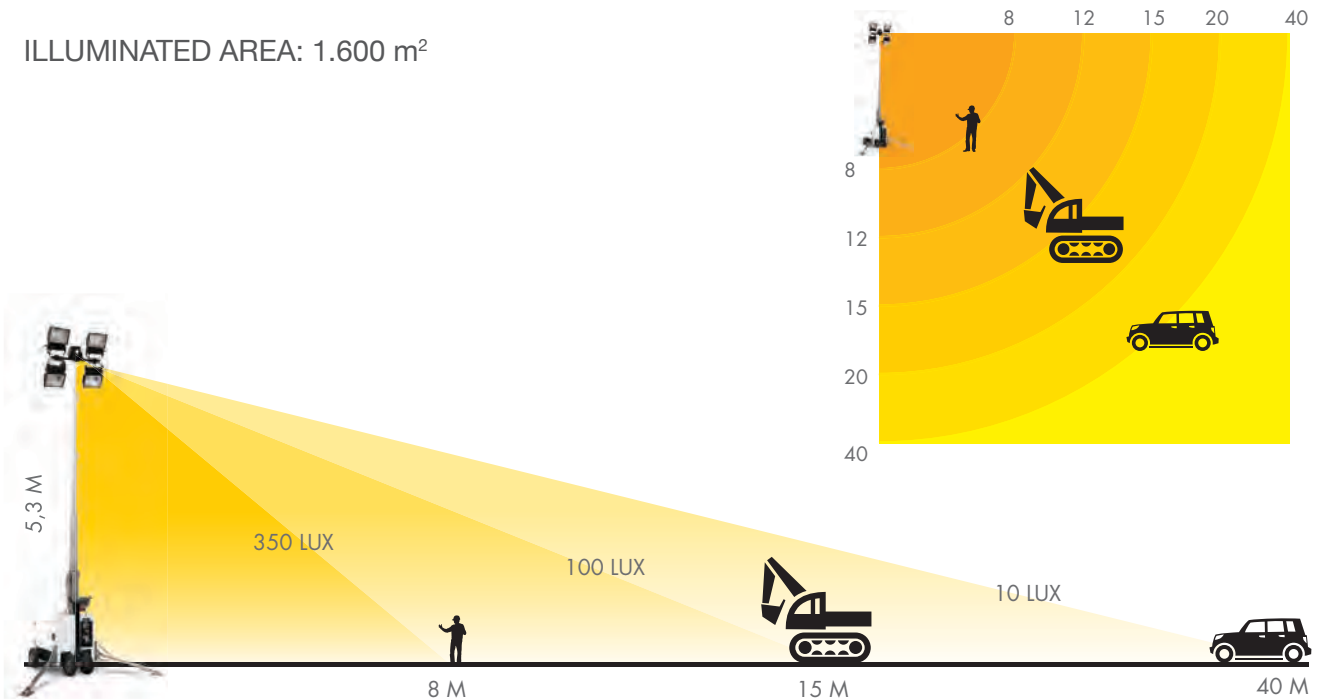


MT1 4x150W LED

MT1 LIGHT TOWER - SINGAPORE



ILLUMINATED AREA: 1.600 m²





VT6

Designed as entry level of the VT8 model, this lighting tower maintains the same high performances and robustness. New version with Kubota Z482 engine.

- Vertical mast
- 8m max height
- Galvanized telescopic sections
- 5 adjustable stabilizers
- Certified wind stability up to 110Km/h
- Manual lifting system
- Rising system with manual winch
- 4 x 1000W metal halide floodlights
- On/Off switches one for each lamp
- Low speed towing trailer, single axle
- 8 kVA 230V power generator (50/60 Hz)
- Coiled cable to supply the lamps
- Pockets and central hook for lifting the complete structure with crane or forklift
- 340° mast rotation
- 75 l fuel metal tank
- Lockable doors
- Running time of more than 40 hours
- Hour counter
- Emergency stop button
- Fuel level indicator

TECHNICAL DATA

Dimensions and weight

Min Dim. (cm) 256x130x246

Max Dim. (cm) 265x246x800

Weight (kg) 719

Illuminated area

4000 m²

Engines available

Kubota Z482, water cooled, 2 cylinders, 3000/3600 rpm

Quantity per container

20 feet: 7 units

40 feet: 14 units



VT6 4x1000W MH

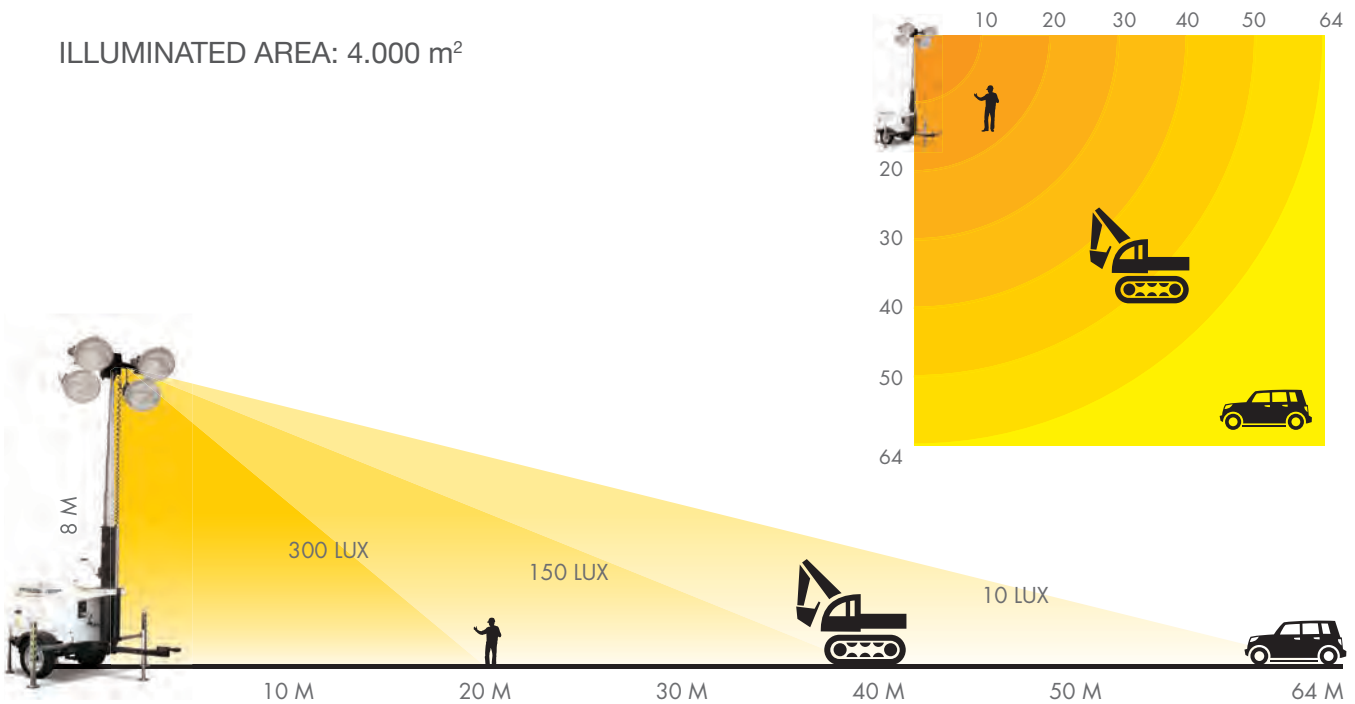
VT6 LIGHT TOWER - URUGUAY



VT6 4x1000W MH



ILLUMINATED AREA: 4.000 m²



VT7

Robust and compact portable lighting tower with integrated power generator. Ideal for the illumination of medium and big size working areas. New version with Mitsubishi L3E engine.

- Vertical mast
- 8m max height
- Galvanized telescopic sections
- 5 adjustable stabilizers
- Certified wind stability up to 110Km/h
- Manual lifting system
- Rising system with manual winch
- 4 x 1000W metal halide floodlights
- On/Off switches one for each lamp
- Low speed towing trailer, single axle
- 8 kVA 230V power generator (50/60 Hz)
- Coiled cable to supply the lamps
- Pockets and central hook for lifting the complete structure with crane or forklift
- 340° mast rotation
- 75 l fuel metal tank
- Lockable doors
- Running time of more than 40 hours
- Hour counter
- Emergency stop button
- Fuel level indicator

TECHNICAL DATA

Dimensions and weight

Min Dim. (cm) 256x130x246

Max Dim. (cm) 265x246x800

Weight (kg) 719

Illuminated area

4000 m²

Engines available

Mitsubishi L3E, diesel, water cooled, 3 cylinders,
1500/1800 rpm

Quantity per container

20 feet: 7 units

40 feet: 14 units



VT7 4x1000W MH

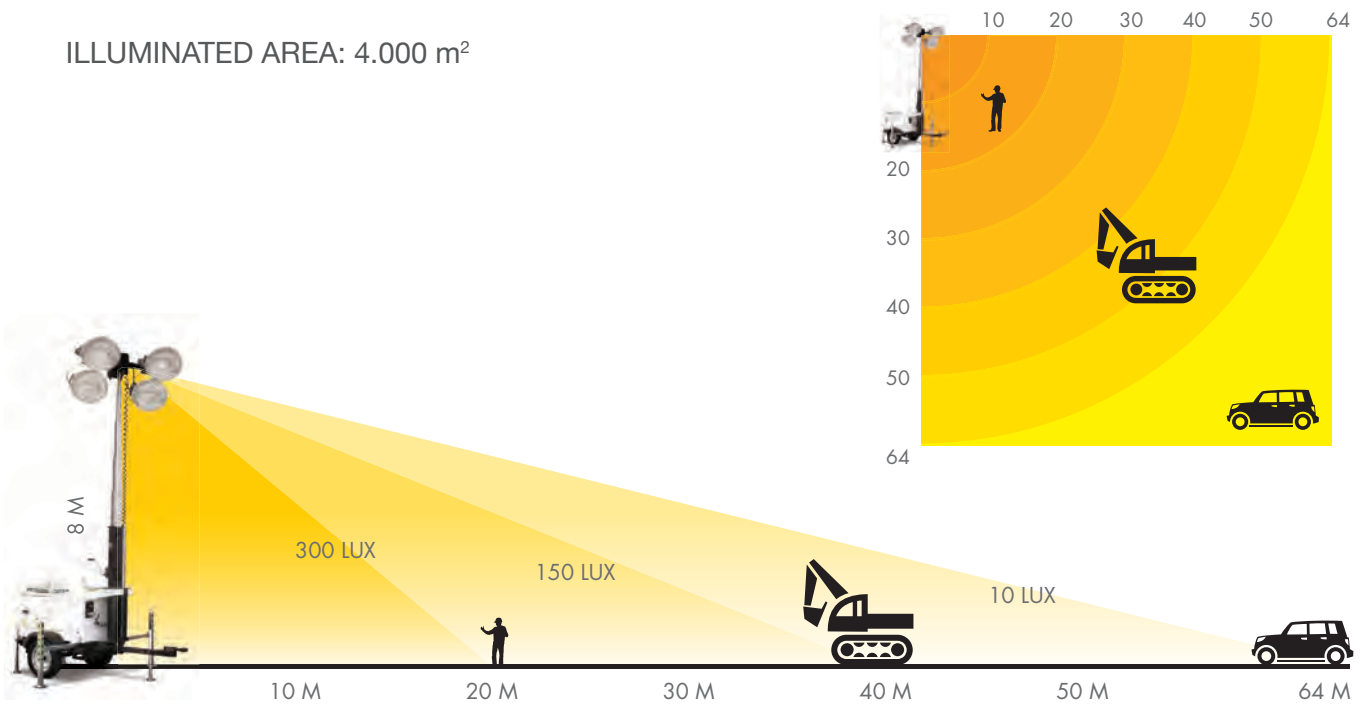
VT7 LIGHT TOWER - RUSSIA



VT7 4x1000W MH



ILLUMINATED AREA: 4.000 m²



VT8

The top among the manual lighting towers with integrated generator, multifunction control panel and 3 kVA outlet socket. Available with Perkins or Kubota engine.

- Vertical mast
- 8m max height
- Galvanized telescopic sections
- 5 adjustable stabilizers
- Certified wind stability up to 110 Km/h
- Manual lifting system
- Rising system with manual winch
- 4 x 1000W metal halide floodlights
- On/Off switches one for each lamp
- Low speed towing trailer, single axle
- 3 kVA 230V outlet socket
- 8 kVA 230V power generator (50/60 Hz)
- Coiled cable to supply the lamps
- Pockets and central hook for lifting the complete structure with crane or forklift
- 340° mast rotation
- 75 l fuel metal tank
- Lockable doors
- Series of alarms to prevent engine failures
- Running time of more than 40 hours
- Hour counter
- Emergency stop button

TECHNICAL DATA

Dimensions and weight

Min Dim. (cm) 265x130x246

Max Dim. (cm) 265x246x800

Weight (Kg) 719

Illuminated area

4000 m²

Engines available

Perkins 403-C11, diesel, water cooled, 3 cylinders, 1500/1800 rpm

Kubota D1105, diesel, water cooled, 3 cylinders, 1500/1800 rpm

Quantity per container

20 feet: 7 units

40 feet: 14 units



VT8 4x1000W MH

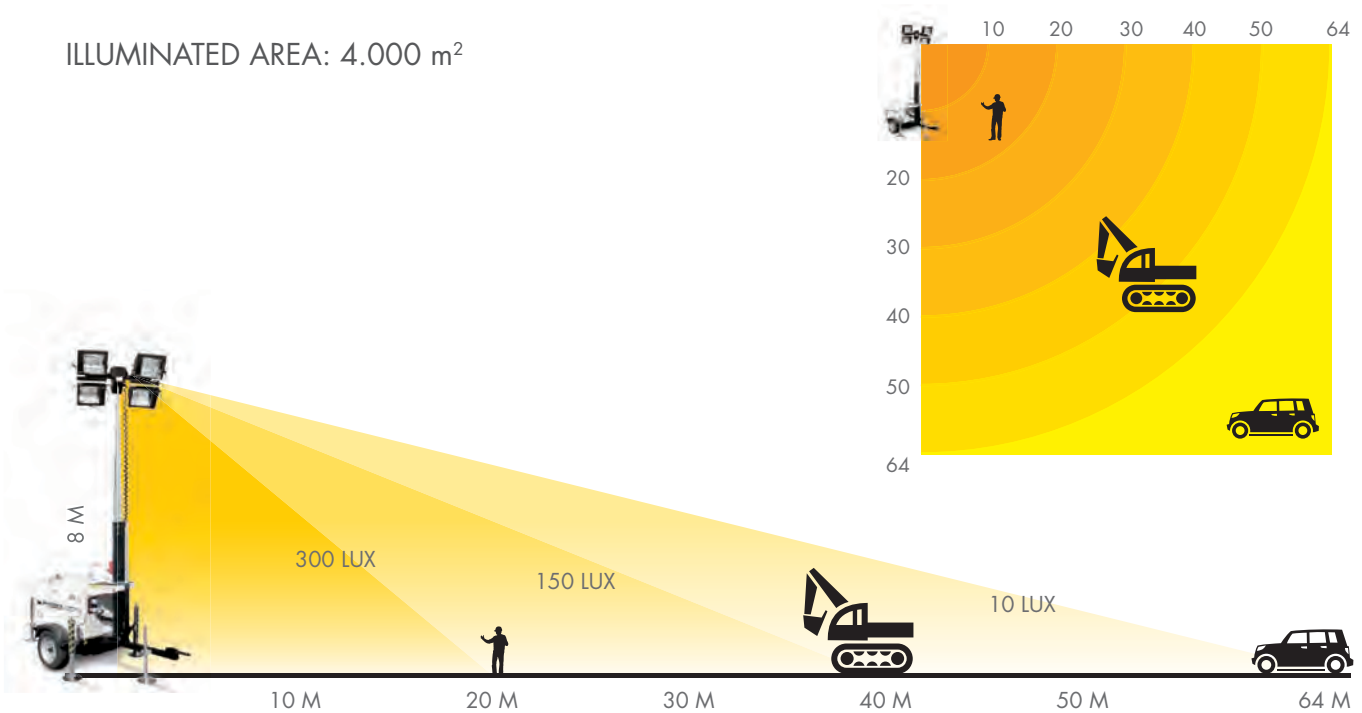
VT8 LIGHT TOWER - INDONESIA



1 Linktower 4x400W MH can be connected to the extra outlet of a VT8 (3KVA)



ILLUMINATED AREA: 4.000 m²



VT1

Hydraulic mobile lighting tower with generator, the option with 4x1500W metal halide lamps is ideal for illuminating big size areas.

- Vertical mast
- 8,5m max height
- Galvanized telescopic sections
- 5 adjustable stabilizers
- Certified wind stability up to 110 Km/h
- Hydraulic lifting system
- 4 x 1000W or 4 x 1500W metal halide floodlights
- On/Off switches one for each lamp
- Available with site-tow or road-tow trailer
- 3 kVA 230V outlet socket
- 8 kVA 230V power generator (50/60 Hz) (4x1000W MH version)
- 13 kVA 230V power generator (50/60 Hz) (4x1500W MH version)
- Coiled cable to supply the lamps
- Pockets and central hook for lifting the complete structure with crane or forklift
- 340° mast rotation
- 112 l bunded fuel metal tank
- Lockable doors
- Series of alarms to prevent engine failures
- Running time of more than 60 hours
- Digital hour counter
- Emergency stop button

TECHNICAL DATA

Dimensions and weight

Min Dim. (cm) 340x158x233

Max Dim. (cm) 340x185x850

Weight (Kg) 1150

Illuminated area

4200 m² / 6400 m²

Engines available

Kubota D1105, diesel, water cooled, 3 cylinders, 1500/1800 rpm

Quantity per container

20 feet: 5 units

40 feet: 10 units



VT1 4x1500W MH

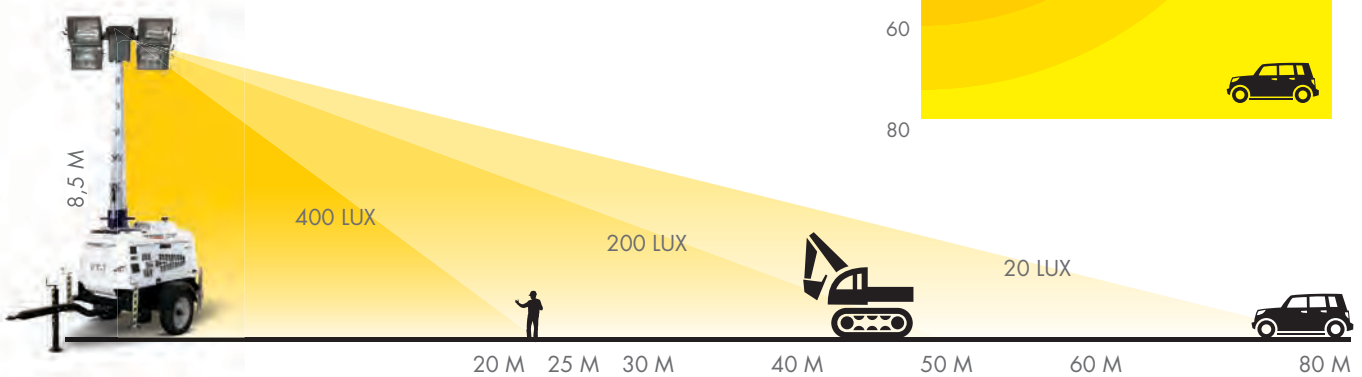
VT1 LIGHT TOWER - AUSTRALIA



VT1 4x1000W MH



ILLUMINATED AREA: 6.400 m²
(4x1500W MH version)



STRONG

A two-in-one solution, the Strong light tower is ideal for customers interested in having a mobile lighting tower that also boasts a powerful 22 kVA generator.

- Vertical mast
- 8,5 m max height
- Galvanized telescopic sections of the mast
- 5 adjustable stabilizers
- Certified wind stability up to 110 km/h
- Manual lifting system
- 4 x 1000W metal halide floodlights
- On/Off switched one for each lamp
- Low speed towing trailer, single axle
- 1 x 32 A – 380 V – 12 kVA outlet socket
- 1 x 16 A – 230 V – 4 kVA outlet socket
- 22 kVA 380 V power generator (50/60 Hz)
- Coiled cable to supply the lamps
- Pockets, central hook and side eyelets for lifting the complete structure with crane or forklift
- 340° mast rotation
- 70 l bunded fuel metal tank
- Lockable doors
- Series of alarms to protect the engine
- Running time of more than 18 hours
- Hour counter
- Emergency stop button

TECHNICAL DATA

Dimensions and weight

Min. Dim. (cm) 382 x 157 x 254

Max. Dim. (cm) 382 x 157 x 850

Weight (kg) 1271

Illuminated area

4200 m²

Engines available

Perkins 404C-22G, diesel, water cooled, 4 cylinders, 1500/1800 rpm

Quantity per container

20 feet: 5 units

40 feet: 10 units



STRONG 4x1000W MH

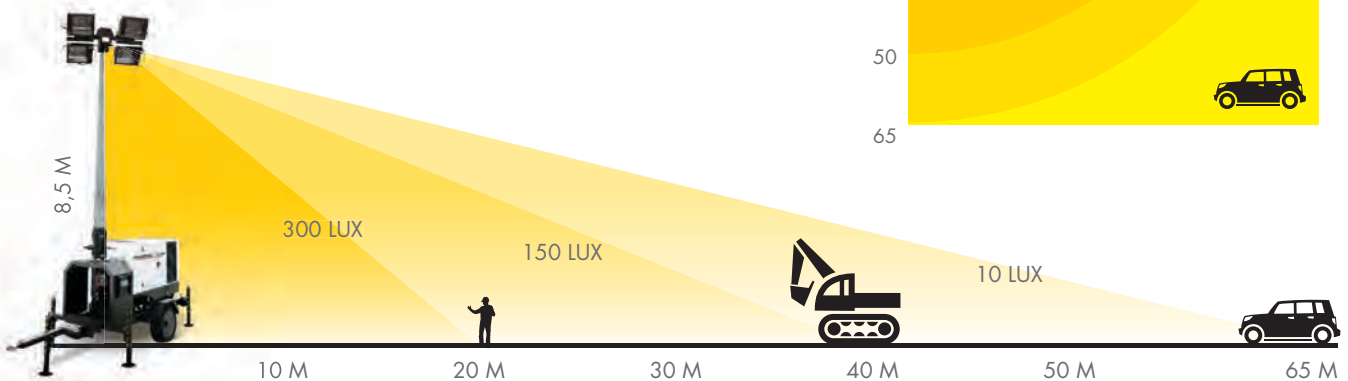
STRONG LIGHT TOWER - SINGAPORE



The Strong light tower is equipped with a 22 kVA power generator that provides additional power when the lamps are turned on. The entire 22 kVA is available as auxiliary power when the lamps are turned off.



ILLUMINATED AREA: 4.200 m²



VT-MINE

A mobile lighting tower that thanks to its 6x300W LED high efficiency lamps and special off-road trailer is perfect to be used to illuminate mining sites.

Available at 24V version.

- Vertical mast
- 8,5m max height
- Galvanized telescopic sections
- 4 adjustable stabilizers
- Certified wind stability up to 110 Km/h
- Hydraulic lifting system
- 6 x300W LED floodlights
- On/Off switches one for each lamp
- Special off-road trailer specific for mining sites; single axle
- 2 kVA - 230 V outlet socket
- 5 kVA 230V power generator (50/60 Hz)
- Coiled cable to supply the lamps
- Pockets and central hook for lifting the complete structure with crane or forklift
- Available in Low Voltage 24V version
- 340° mast rotation
- 112 l bunded fuel metal tank
- Lockable doors
- Series of alarms to protect the engine
- Running time of more than 90 hours
- Digital hour counter
- Emergency stop button

TECHNICAL DATA

Dimensions and weight

Min Dim. (cm) 355x169x233

Max Dim. (cm) 371x185x850

Weight (Kg) 1320

Illuminated area

6200 m²

Engines available

Lombardini LDW 702, diesel, water cooled, 2 cylinders, 1500/1800 rpm

Quantity per container

20 feet: 5 units

40 feet: 10 units



VT-MINE 6x300W LED

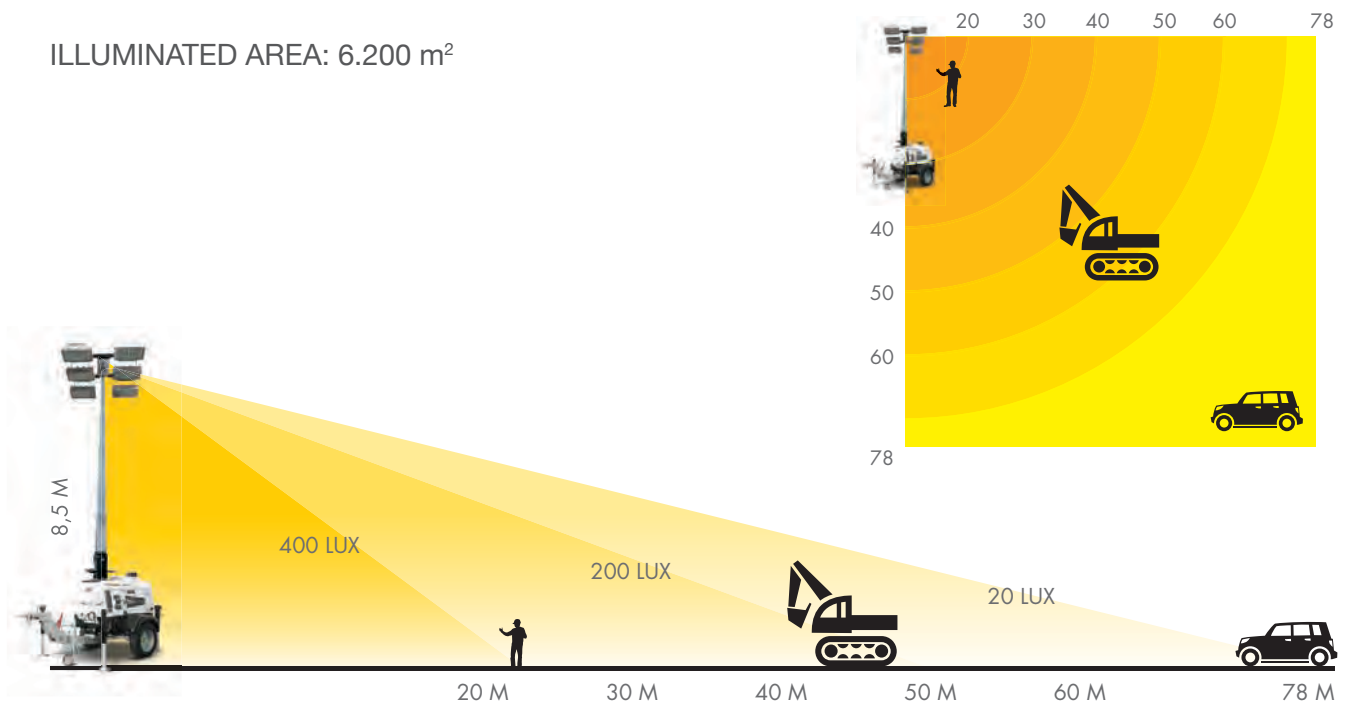
Available in
Low Voltage
24V Version

VT-MINE LIGHT TOWER - AUSTRALIA



VT-MINE 6X300W LED - 24V VERSION

ILLUMINATED AREA: 6.200 m²



Why to choose **LED LIGHTS?**

Our high efficiency LED lamps are entirely produced in Italy. Our LED consumes 150W or 300W of power, generating respectively 18,500 or 37,000 lumen.

The light emitted by a 150W LED lamp is comparable with the one emitted by a 400W metal halide lamp, the light emitted by a 300W LED lamp is comparable with the one emitted by a 1000W metal halide lamp. The saving is above 60% in terms of power.

Compared to a traditional Halogen / Metal halide lamp the LED gives a many additional benefits like:

- 3 years warranty on the LED
- 35000 hours of LED life time guaranteed
- No bulbs to replace
- Hot re-start, no waiting time for the bulb cooling
- No extra components to check and maintain like ballast and igniters (used on the MH lamps)
- No glass to replace but a robust polycarbonate lens
- More uniformly diffused light

UP TO 50% ENERGY SAVING

LED

FUEL SAVING



300W LED lamp
37,000 lumen




150W LED lamp
18,500 lumen

EFFICIENCY AND RESPECT FOR THE ENVIRONMENT



MORE LIGHT
LONGER LIFE BULBS



LESS FUEL
LESS MAINTENANCE



GENERATORS

A wide range of diesel-driven power generators available in different configurations, able to satisfy many requirements regardless of the field of activity.



PUMPS

Diesel engine driven dewatering pumps, dry vacuum assisted or self priming. A range from 4" to 12" available in different configurations; super silenced or open set version.



DUST FIGHTERS

A wide range of dust suppression units suitable for different application fields as like as demolitions, mining, waste dumps, asbestos removal and much more.



ATEX LIGHTING TOWERS

Mobile lighting towers - Anti Explosion version (certified Class II – Div. 2) with LED high efficiency floodlights. Versions available with or without integrated power generator.





GENERAC® | **MOBILE PRODUCTS**

Generac Mobile Products Srl
Part of Generac Power Systems, Inc.
Via Stazione, 3 bis - 27030 Villanova d'Ardenghi (PV) - Italy
Tel +39.0382.567011 - gmp.srl@generac.com
info@towerlight.com | www.generacmobileproducts.com